


Optimized to reduce transaction time and manual entry errors, the MICRSafe is a single-feed MICR reader with a reliable and durable design. Ideal for retail applications where fast and accurate MICR reading is required, the MICRSafe offers a range of interfaces options, including connectivity to the most popular POS terminals. With a simple drop-and-push check feed movement, the MICRSafe significantly speeds-up check verification and conversion.

The MICRSafe enables retailers to easily format the MICR data to match any application input requirements. In a single pass, the MICRSafe reads E13B and CMC7 MICR fonts and connects to POS terminal through a USB (RS-232 Virtual Port or Keyboard Emulation). Designed for multi-use retail environments, the MICRSafe also offers an integrated 3-track MagneSafe™ secure card reader authenticator to read ISO and AAMVA standard credit and debit cards and ID cards. This highly dependable device will deliver superior performance throughout years of daily use.

Quick Installation Guide

MICRSafe

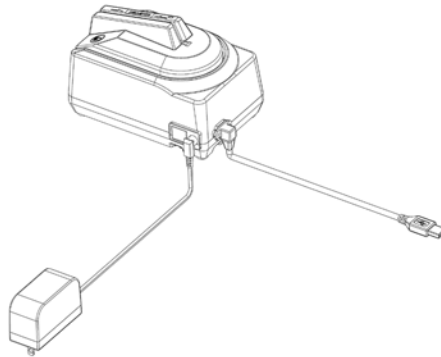


Single feed.
Compact design.
MICR with 3 track SCRA.

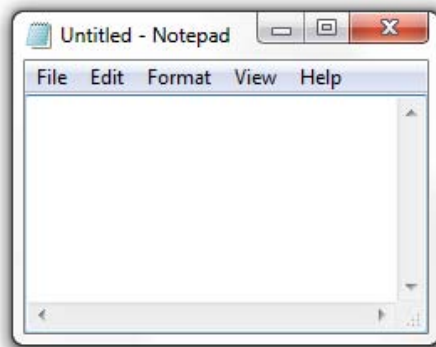
Driver installation for HID/Keyboard Emulation unit

HID version is the same as keyboard emulation and relies on the computer for the driver

1. Connect the provided power supply into an outlet and plug other end into the MICRSafe unit.

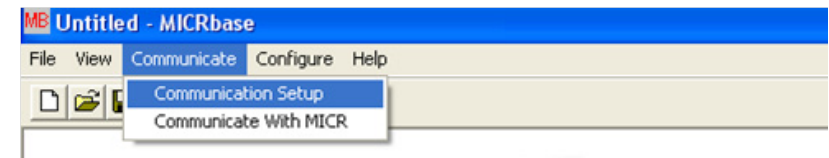


2. Connect the communication cable to the unit, then plug the unit into the computer.
3. Wait for “Installing new device” balloon to close or indicate “Your hardware is installed and ready to use.”
4. To test the reader simply open any text editor program and run check through or swipe a card.



MICRbase installation and VCOM driver installation

1. Install VCOM software/driver for VCOM models
Install VCOM driver from MagTek website:
http://www.magtek.com/support/software/programming_tools/
Select > MICRSafe VCOM
Select Run> browse> C:\
Select unzip> install will write to C:\MTSTDUVC, Select OK
Go to C:\MTSTDUVC
and select USB-32 or USB-64 based on your operating system
Run “install.bat” to install
2. Connect the provided power supply into an outlet and plug the other end into the MICRSafe unit
3. Connect the communication cable to the unit, then plug the USB connector to the host
4. Install MICRbase software
Install MICRbase application from MagTek website:
http://www.magtek.com/support/software/demo_programs/99510075-102.01.exe
or
http://www.magtek.com/support/software/demo_programs
Select Run> Browse> Select C:\MICRbase\ and Select OK.
Select unzip> install will write to C:\MICRbase\
5. Open the MICRbase program in C:\MICRbase\MICRbase.exe
6. Click on “Communicate” -> “Communication Setup”



7. Click on “Auto Detect RS232 Parameters”
8. Click “OK” to close the dialog
9. Under “Communicate” select “Communicate with MICR”
10. MICR data & card read will display in communication dialog box



Legacy Technology Services

We Rent & Sell All Types Of Barcode Equipment

Call now to talk to an expert

866-271-9891

www.LegacyGlobal.com

Some brands we carry



MOTOROLA

Intermec

DATALOGIC™

Honeywell

EQUINOX
PAYMENTS



About us

- Legacy Technology Services is a leading nationwide provider of mobile computing, barcode, printers and point of sale equipment and services.
- For over a decade, thousands of clients across North America have trusted us to provide equipment from leading manufacturers backed by the services to support them.

Latest Hardware from top manufacturers

- Legacy handles virtually every major manufacturer of mobile computing, barcoding and point of sale equipment.

Expert Repair and Maintenance services

- Legacy is one of the best repair facilities in North America

Discontinued product sourcing

- They don't make it anymore? Our inventory also includes manufacturer close-outs and discontinued equipment to support our clients legacy infrastructure.

Trade-in and Disposal services

- That old equipment laying around your facility may still have some value. Legacy routinely purchases equipment from our clients around the globe.
 - Data destruction
 - Hardware disposal
 - Auditing services

Dedicated client account team

- Dedicated, highly trained account managers are here to answer all your questions and provide top notch service.

Equipment rental services

- Sometimes renting is a better solution, Legacy's huge rental inventory provides the equipment you need for temporary needs and projects.



Legacy, Inc.,
160 West Road,
Ellington, CT 06029

Toll Free: 866-271-9891
Fax: 888-522-4684